



7/40 Manchester Road GYMEA NSW

3 **2** **2**

Set well back from the road, this striking contemporary townhouse is infused with natural light and enjoys a spacious two level floor plan enhanced by a substantial north facing entertainers courtyard. Capturing the essence of relaxed easy care living its centrally placed a stroll to the local village shops and cafes, rail, schools and Westfield Miranda.

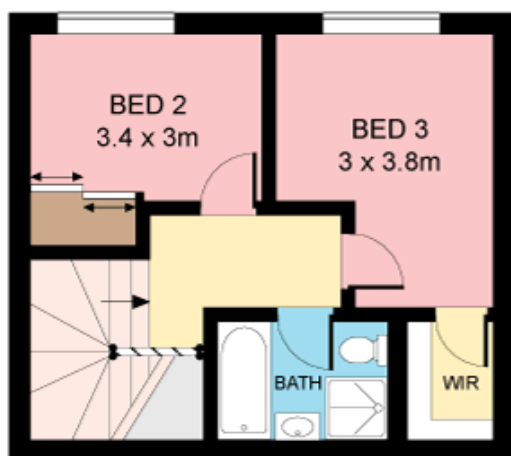
- Spacious open plan living with combined lounge & dining
- Exceptionally large, private easy care courtyard terrace
- Stylish granite kitchen with quality stainless appliances
- Three beds over two levels, separate master with ensuite
- Two beds on upper level with stylish bath, all with robes
- Tandem LUG, ideal for young families, executives or downsizers

[For full version visit the website](https://www.jreproperty.com.au)

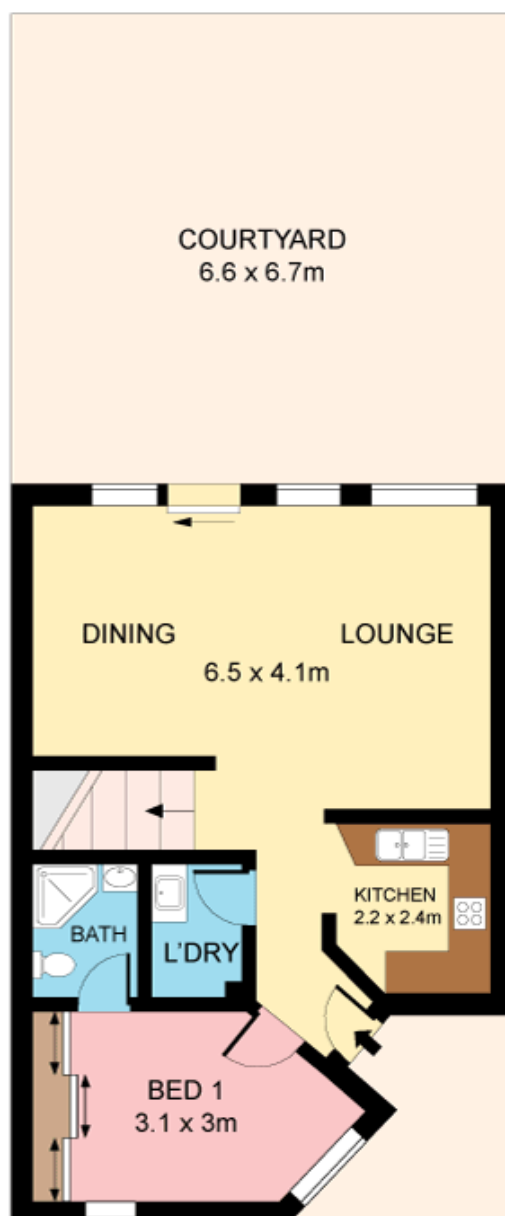
Type : Townhouse
Land Size : 180 sqm
View : <https://www.jreproperty.com.au/sale/nsw/sutherland/gymea/residential/townhouse/7488371>



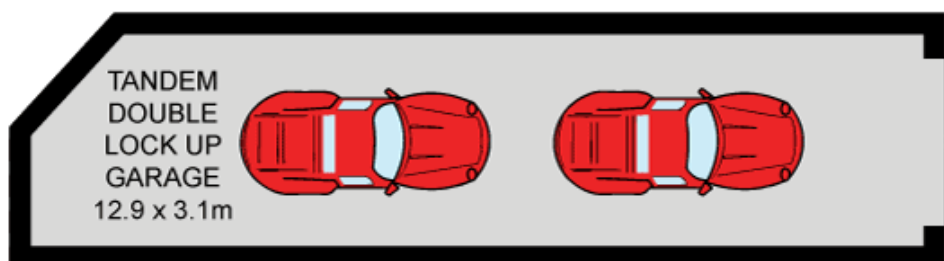
Luke Jeffree
02 9540 2222



FIRST FLOOR



GROUND FLOOR



Plans shown are for presentation purposes only and are not part of any legal document or title. They are subject to errors, omissions, inaccuracies and should not be used as a sole and accurate reference. Interested parties should make their own inquiries using independent sources.