



12/40 Manchester Road GYMEA NSW

2 1 2

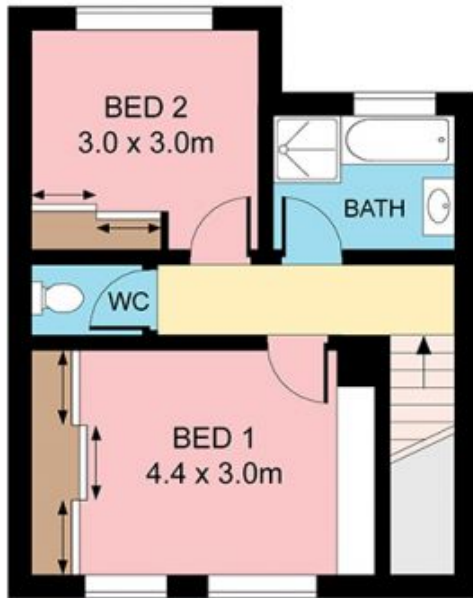
Modern build and substantial this sundrenched north facing town house is ideally located a short stroll from Gymea rail and shopping village. Only 12 years young with expensive fittings and fixtures.

Type : Townhouse
Building Size : 17 sqm
View : <https://www.jreproperty.com.au/sale/nsw/sutherland/gymea/residential/townhouse/7488504>

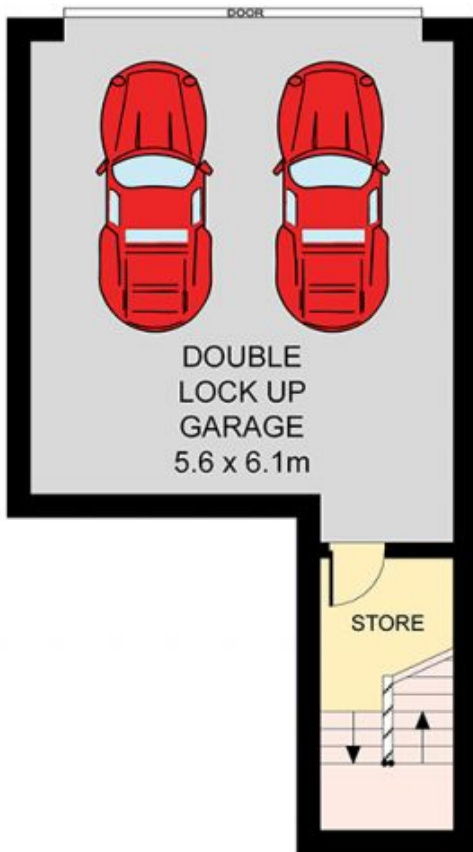
North facing private courtyard
 Huge double garage with internal access
 Ducted air-conditioning, down lights, network cabling
 Ample storage
 Spacious in design, total 159m²

Strata Levies: \$497.20 per quarter
 Council Rates: \$215.30 per quarter

[For full version visit the website](#)




FIRST FLOOR



LOWER GROUND FLOOR



GROUND FLOOR



Plans shown are for presentation purposes only and are not part of any legal document or title. They are subject to errors, omissions, inaccuracies and should not be used as a sole and accurate reference. Interested parties should make their own inquiries using independent sources.

12/40 MANCHESTER ROAD

GYMEA