

23 Woronora Crescent COMO NSW

4 2 2

Indulging in glorious north facing leafy vistas and a premium peninsula setting, this inviting bayside escape provides perfect family comfort. Held for over 40 years it has been updated over time resulting in exceptional functionality with multiple indoor and outdoor living and excellent versatility. It enjoys easy access to the rail and village.

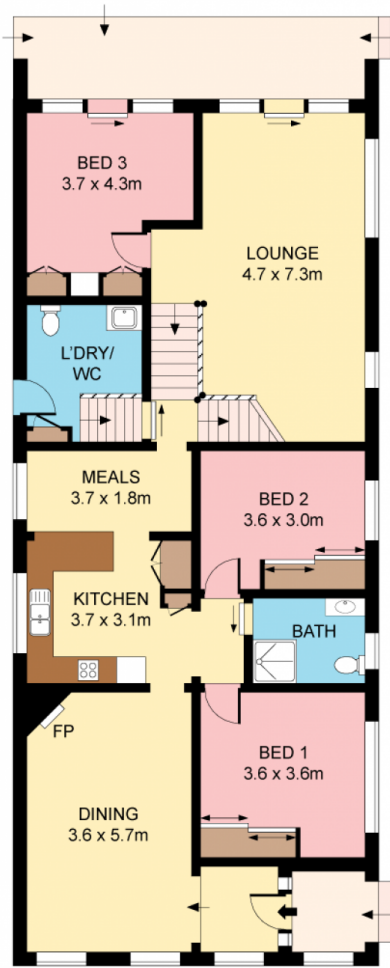
Type : House
Land Size : 702 sqm
View : <https://www.jreproperty.com.au/sale/nsw/sutherlandland/como/residential/house/7488551>

- Generous dining ideal for entertaining
- Kitchen with built-in breakfast nook
- Spacious family living, two alfresco terraces
- Parents retreat with living, ensuite & BIRS
- Generous bedrooms, BIRS, level lawns
- Garden shed, lock up garage plus carport

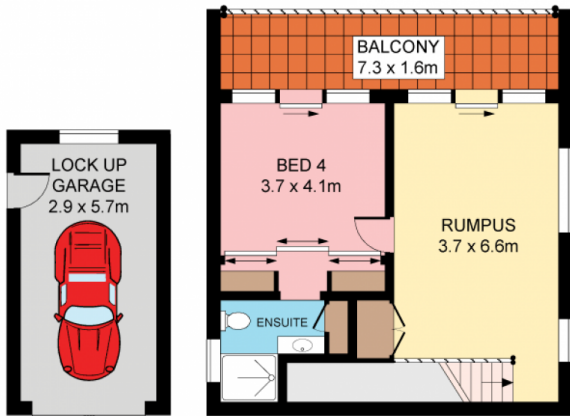


Luke Jeffree
02 9540 2222

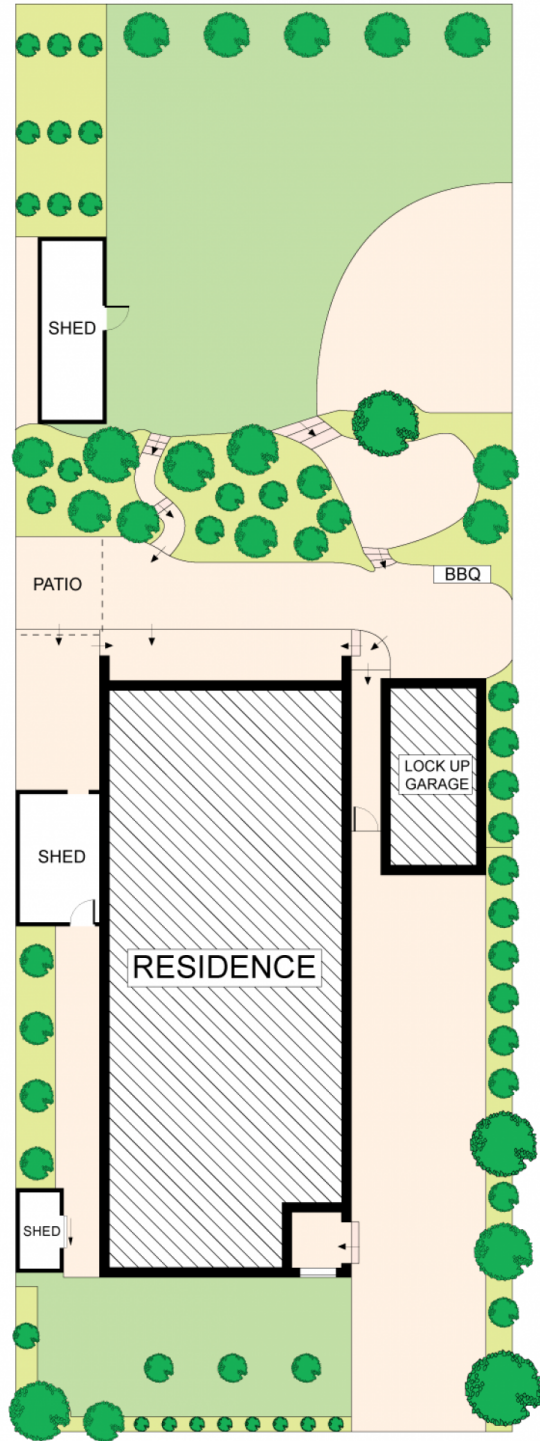
[For full version visit the website](https://www.jreproperty.com.au)



GROUND FLOOR



FIRST FLOOR



SITE PLAN (NOT TO SCALE)



Plans shown are for presentation purposes only and are not part of any legal document or title. They are subject to errors, omissions, inaccuracies and should not be used as a sole and accurate reference. Interested parties should make their own inquiries using independent sources.

