



139 Manchester Road GYMEA NSW

3 1 3

Resting on a large level block 663.9 sqm this classic cottage offers the ease of a single level layout. Wonderfully central & conveniently placed in close proximity to the vibrant caf?s and restaurants of Gymea village and the Miranda Westfield this is a perfect opportunity for a young family, investors or someone looking to further develop in this great location.

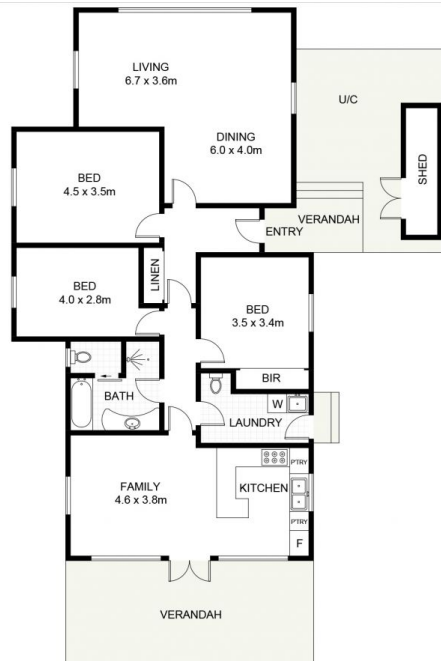
- * Large level 663.9 sqm block of land with West facing aspect
- * 3 generous bedrooms / floorboards / spacious living area
- * Neat kitchen & bathroom / split system air conditioning
- * Outdoor studio with separate entry perfect for home office
- * Timber deck overlooking large sunny private rear yard
- * Currently tenanted for \$700pw / Lease expired

Type : House
Land Size : 663.9 sqm
View : <https://www.jreproperty.com.au/sale/nsw/sutherland/gymea/residential/house/7488923>

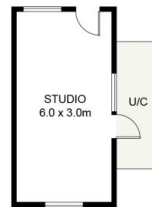


Trent Jeffree
02 9540 2222

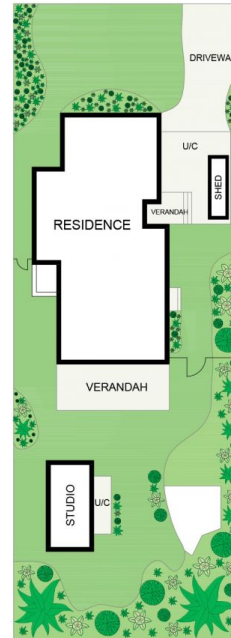
[For full version visit the website](https://www.jreproperty.com.au)



GROUND FLOOR



(NOT SHOWN IN ACTUAL LOCATION / ORIENTATION)



SITE PLAN
(NOT TO SCALE)



139 Manchester Road, GyMEA

DISCLAIMER: PLANS SHOWN ARE FOR PRESENTATION PURPOSES AND ARE NOT PART OF ANY LEGAL DOCUMENT. ALL MEASUREMENTS AND FIGURES ARE APPROXIMATE.